
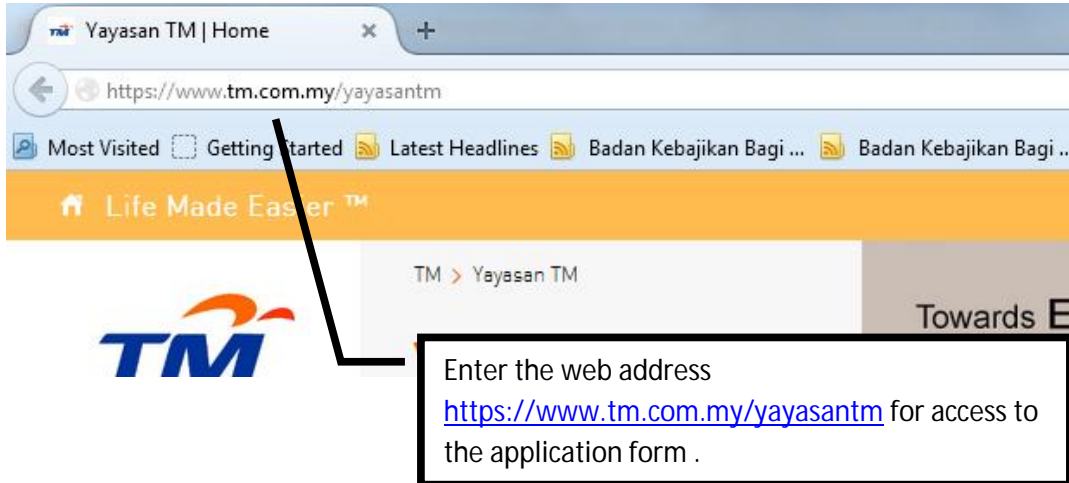


**User Guideline for Online Application Form:**

1. Make sure you only use Internet Explorer ( IE )  to access the online application form. "Error" may appear using the other browser.



**MAKLUMAT PEMOHON**

1. All information in the "Maklumat Pemohon" section is **mandatory**.



**AN BIASISWA YAYASAN TM**

**BORANG PERMOHONAN BIASISWA YAYASAN TM 2013**

**A. MAKLUMAT PEMOHON**

Program : Basiswa YTM Dalam Negara

Kategori :

Pilihan Bidang :

Peringkat Pengajian :

Nama Kursus :

Institusi :

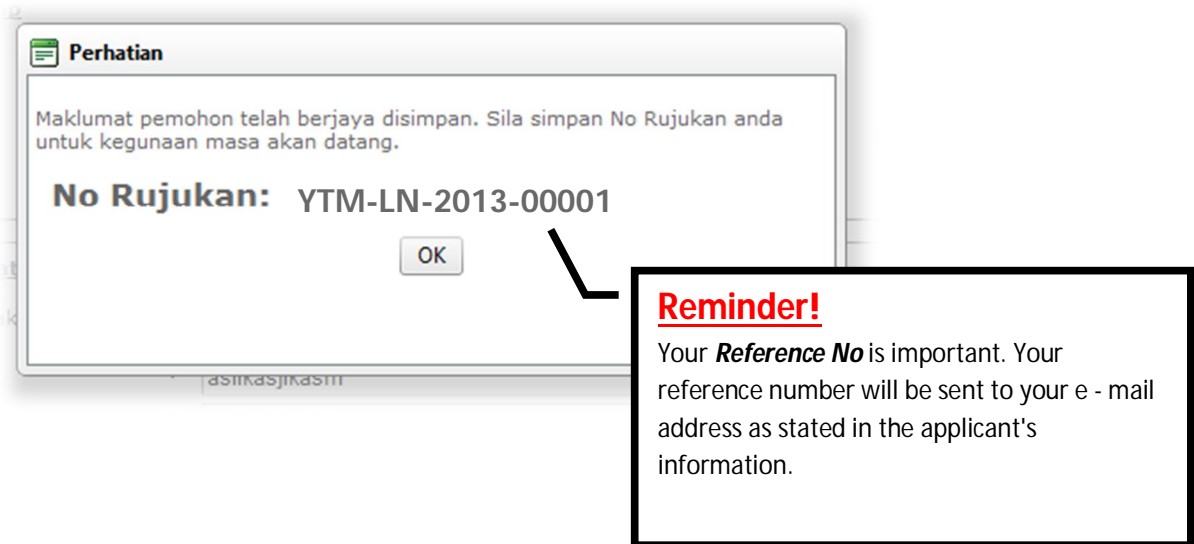
Please complete all the fields on the applicant's information. Data entered must follow the format given below :

**Example data:**

E – Mail : [abc@abc.com](mailto:abc@abc.com)  
 No Telefon Bimbit : 0131234567  
 No Telefon Kediaman : 0312345678

Please enter **Course Name** and **Institution** if you are already enrolled in the institution.

2. After clicking on the "Teruskan" button , the following screen will be displayed . Please print / save your reference number. Reference number will be used to update / edit your application form.



3. Next , complete all of your information in the:
  - a. Maklumat Bapa
  - b. Maklumat Ibu
  - c. Maklumat Penjaga
  - d. Maklumat Tanggungan
  - e. Maklumat Sekolah/Institusi dan Akademik
  - f. Maklumat Ko-Kurikulum

**MAKLUMAT AKADEMIK**

1. For information under **Maklumat Akademik**, complete the academic information in accordance with the following instructions:

**D. MAKLUMAT AKADEMIK**

TAHUN PEPERIKSAAN	--Sila Pilih--
KEPUTUSAN PEPERIKSAAN	-- Sila Pilih --
KATEGORI KEPUTUSAN	-- Sila Pilih --

In the academic information , please enter the highest level of education.

1. Please select the year of the examination.
2. Select results from the following categories:
  - a. SPM Teknikal
  - b. SPM Non-Teknikal
  - c. NON-SPM (*STPM, A-Levels, CGPA, MERIT, CLASS DIVISION and etc*)

**Additional information; Foreign language ability**

2. Please specify the foreign language with the results as "Subjek Lain-lain" under "Maklumat Akademik"
3. If official results is unavailable, please specify under "Maklumat Ko-kurikulum – Anugerah/Bahasa Asing"
4. Click on the "**Hantar**" button when you have **completed your information in all sections.** "**Batal**" if you want to exit the application.

TAHUN	JAWATAN/PERINGKAT	PROJEK
<input type="text"/>	--Sila Pilih--	<input type="text"/>
<input type="text"/>	--Sila Pilih--	<input type="text"/>

**5) ANUGERAH/BAHASA ASING**

TAHUN	JAWATAN/PERINGKAT	ANUGERAH
<input type="text"/>	--Sila Pilih--	<input type="text"/>

**PERAKUAN PEMOHON:**

Saya mengaku bahawa maklumat yang saya berikan adalah benar. Saya mengizinkan pihak Yayasan Telekom Malaysia untuk mendapatkan maklumat tambahan dari mana-mana organisasi jika perlu. Sekiranya terdapat maklumat yang tidak benar, pihak Yayasan Telekom Malaysia berhak membatalkan permohonan ini atau menarik balik tawaran.

HANTAR
BATAL

**Kemaskini permohonan:**

1. Applicants may update the application. If the form filled still incomplete, the applicant can use the **"No KP"** and **"No Rujukan"** for the update.

Enter your IC number according to the given format.

The screenshot shows a login form titled "Daftar Masuk" with two input fields: "No KP" and "No Rujukan". Below the "No KP" field is a note: "Sila isikan No KP mengikut format Cth: 911029146380". A pop-up box titled "Contoh:" provides examples of reference numbers for different categories: "Biasiswa Kecil YTM" (BKUPSR-2013-00001, BKPMR-2013-00001), "Biasiswa YTM" (YTM-DN-2013-00001, YTM-LN-2013-00001), and "Pembiayaan Anggota TM" (TM-DN-2013-00001, TM-LN-2013-00001). The form also includes "OK" and "Batal" buttons.

Please use your Reference Number given to update your application form. If you lose the reference number, please contact Yayasan TM for recovery.