





STOCK TRANSFER (STORE TO STORE)

TABLE OF CONTENT

1	READ THIS FIRST	1
2	STOCK TRANSFER.....	1
2.1	TRANSFER POSTING FROM STORE TO TEAM	4

1 READ THIS FIRST

- Select from dropdown list
 - Click on 
 - System will display dropdown list of authorize value
- Select for search help;
 - Click on  to view the list.
 - To select value; double click on the value or select value and click 
- For fields with multiple selections allowed;
 - you can click on  to select multiple value

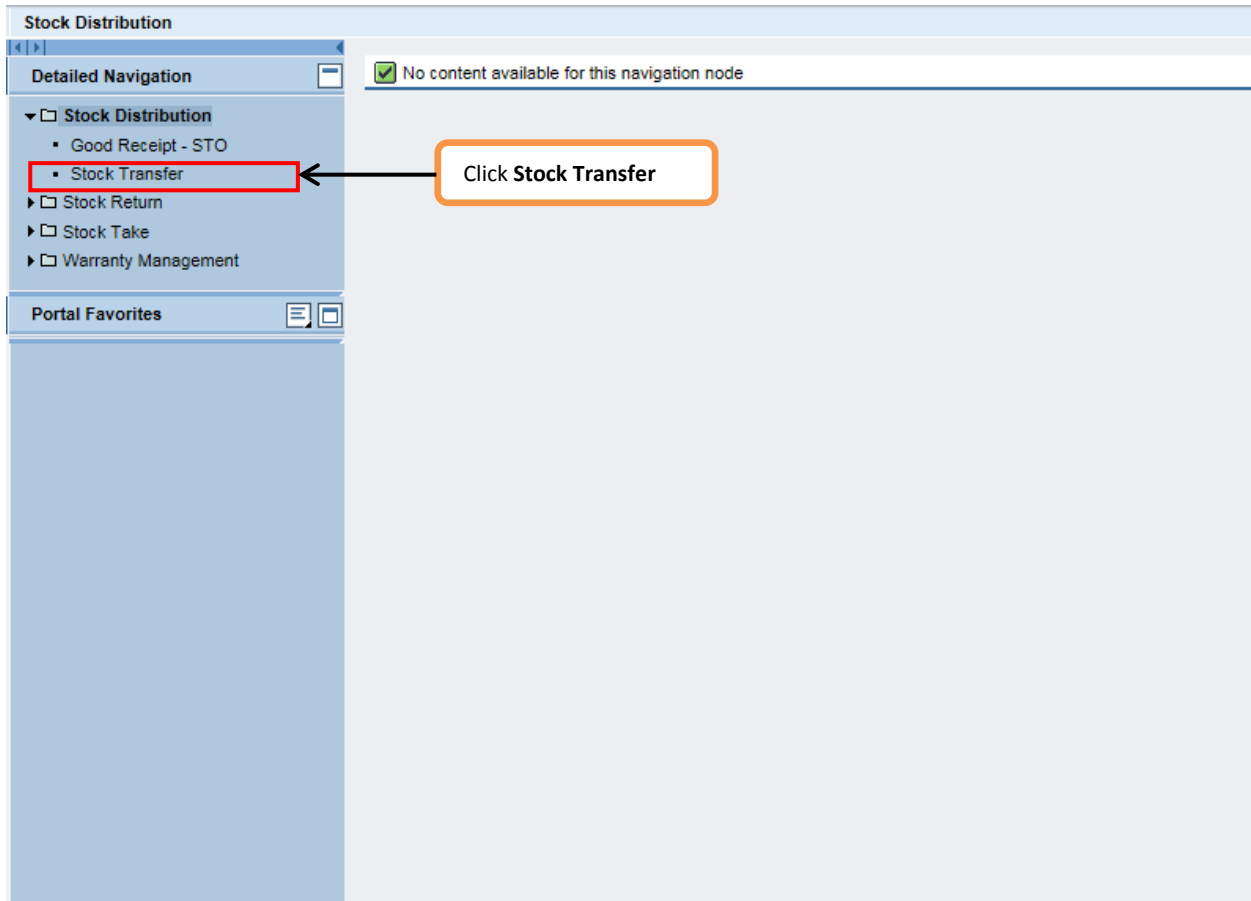
2 STOCK TRANSFER

In this module, user able to:

- Perform stock transfer from store to team

USER CLICKS ON

- User needs to click on **Stock Transfer** under **Stock Distribution** category in tree menu.



- **Transfer Posting** tab will be open upon it.

Stock Transfer

Detailed Navigation

- ▾ Stock Distribution
 - Good Receipt - STO
 - **Stock Transfer**
- Stock Return
- Stock Take
- Warranty Management

Portal Favorites

Transfer Posting


Transfer Posting Type:

- Select Transfer Posting Type **Transfer Posting from Store to Team** tab will be open upon it.



Transfer Posting

Transfer Posting Type: **Transfer Posting from Store to Team** ▼

Transfer to Team ID:


 Save

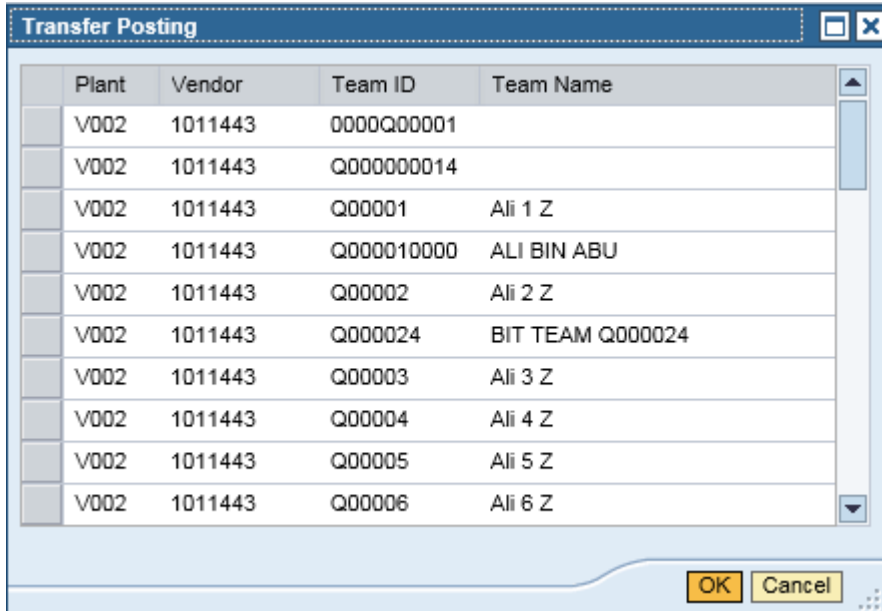
Item Data

Add Row	Delete Row	Plant	From Storage Location	Material	Description	Serial Number
		▼				


2.1 TRANSFER POSTING FROM STORE TO TEAM

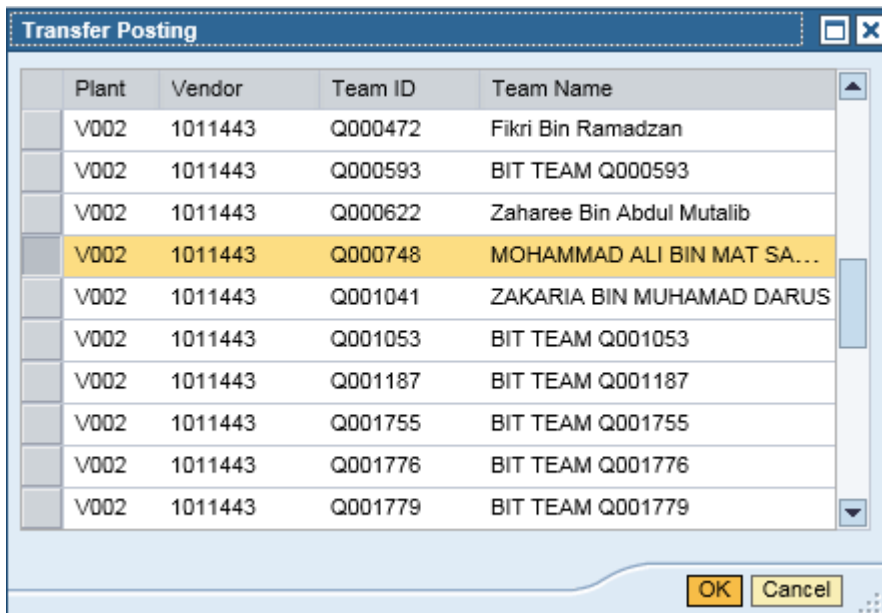
Follow the following steps:

- Select Team
 - Click on 
 - System will pop-up list of authorize stock transfer Team ID



Plant	Vendor	Team ID	Team Name
V002	1011443	0000Q00001	
V002	1011443	Q000000014	
V002	1011443	Q00001	Ali 1 Z
V002	1011443	Q000010000	ALI BIN ABU
V002	1011443	Q00002	Ali 2 Z
V002	1011443	Q000024	BIT TEAM Q000024
V002	1011443	Q00003	Ali 3 Z
V002	1011443	Q00004	Ali 4 Z
V002	1011443	Q00005	Ali 5 Z
V002	1011443	Q00006	Ali 6 Z

- Double click on the selected Team ID or select team ID and click 



Plant	Vendor	Team ID	Team Name
V002	1011443	Q000472	Fikri Bin Ramadhan
V002	1011443	Q000593	BIT TEAM Q000593
V002	1011443	Q000622	Zaharee Bin Abdul Mutalib
V002	1011443	Q000748	MOHAMMAD ALI BIN MAT SA...
V002	1011443	Q001041	ZAKARIA BIN MUHAMAD DARUS
V002	1011443	Q001053	BIT TEAM Q001053
V002	1011443	Q001187	BIT TEAM Q001187
V002	1011443	Q001755	BIT TEAM Q001755
V002	1011443	Q001776	BIT TEAM Q001776
V002	1011443	Q001779	BIT TEAM Q001779

- Select;
 - Plant
 - From Storage Location

- Scan/ Key in (required to press 'ENTER' key on your keyboard for system to refresh and read key in data);
 - Serial Number

New line successfully added at index 1

Transfer Posting

Transfer Posting Type: Transfer Posting from Store to Team

Transfer to Team ID: Q000748

Save

Item Data

Add Row	Delete Row	Plant	From Storage Location	Material	Description	Serial Number
		V002 BIT GROUP SDN BHD	BX11 BIT HQ	1000000377	SET TOP BOX HUAWEI	STBTM0000000086
		V002 BIT GROUP SDN BHD	BX11 BIT HQ			

- System will automatically inherit Plant, From SLoc and To SLoc for the new line
- Continue steps to enter the subsequent serial number

New line successfully added at index 2

Transfer Posting

Transfer Posting Type: Transfer Posting from Store to Team

Transfer to Team ID: Q000748

Save

Item Data

Add Row	Delete Row	Plant	From Storage Location	Material	Description	Serial Number
		V002 BIT GROUP SDN BHD	BX11 BIT HQ	1000000377	SET TOP BOX HUAWEI	STBTM0000000086
		V002 BIT GROUP SDN BHD	BX11 BIT HQ	1000000355	SLT ASTERIA	SLTTM000000000041
		V002 BIT GROUP SDN BHD	BX11 BIT HQ			

- Click Save
- System will prompt message upon Successful stock transfer.

Stock successfully moved from Storage location BX11 to Q000748