

How to Change Streamyx Password at MyTM

1. Log on to **www.tm.com.my** and click on **“SIGN IN HERE”**.

TM Connections make anything possible

CONSUMER BUSINESS LIFESTYLE ABOUT TM CUSTOMER SUPPORT

Search

SIGN IN HERE

HyppTV

The Jewels of Asian TV, now in one HyppTV Ruby Pack. Only RM30/month*!

Best TV entertainment from Hong Kong, Taiwan, China, Japan and Korea!

Find out more!

powered by TM

UNIFI HIGH SPEED BROADBAND: Enjoy high speed broadband right from the comforts of home!

BROADBAND: Boost your internet experience up to 4.0Mbps plus more exclusive offers!

PHONE: Get the lowest deals and stay in touch with friends and family all the time!

LIFESTYLE & ENTERTAINMENT: Music, movies, news & more with a single click.

MY TM: View & pay your TM bills or check your order status here.

TM REWARDS: Now, enjoy rebate and more when you sign up with TM Rewards.

QUICK LINKS: Service Coverage, Speedometer, Pay My Bills, Apply Now, PLAY Gemuruh Suara.

REDRESS YOUR COMPLAINTS on Communications & Multimedia Services: 1800 18 2222, www.consumer180.my, CFM

2. Click **“Sign up for free”** and register for MyTM account here.
If you already have a MyTM account, skip this step and proceed to Step 3.

MyTM Login

Login

Username :

Password :

Login

Register with us today to :

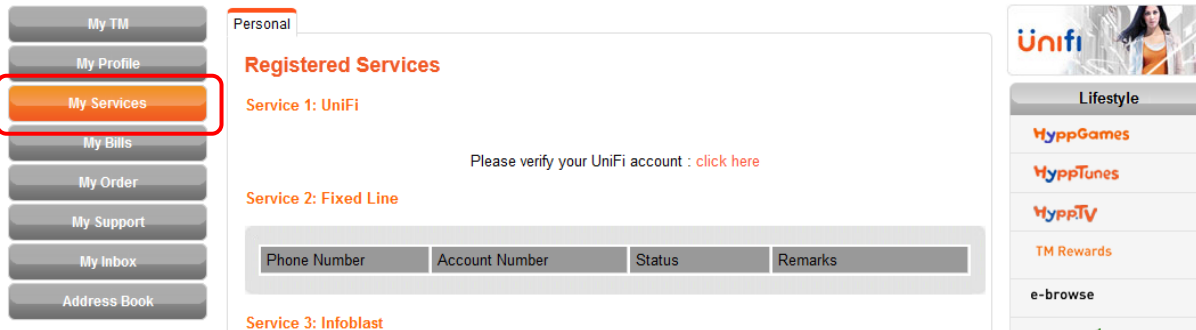
- View and pay your TM- related bills
- Get your morning and afternoon news fix with our online newspapers
- Play our complimentary online games
- Enjoy many other online activities and services
- Get updates via SMS

Don't have an account? **Sign up for free**

Can't access your account? [Click here](#)

Security Alert

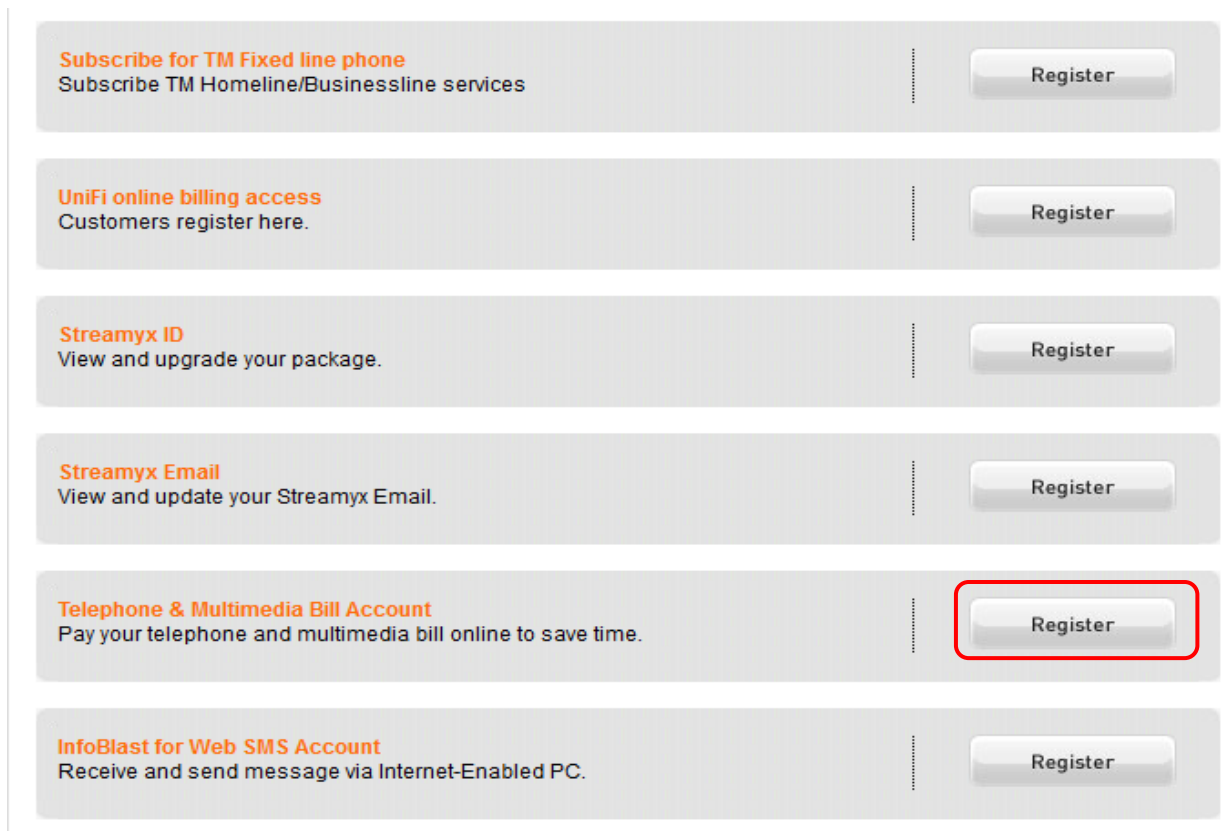
3. Login to **MyTM** and select **My Services**.



4. Click on "**Register**" under the **Telephone & Multimedia Bill Account** section.

If you have already registered, skip this step and proceed to Step 8.

(You need to verify your Telephone & Multimedia Bill Account that is linked to your Streamyx account)



5. Choose **ID Type**, enter **ID No**, and **Billing Account No** according to the format below. Then, click **“Submit”**.

(Billing Account No as shown in the bill)

Service Verification

* ID Type:

* ID No:

* Billing Account No:

Format: A00000000000
Example: A60005920475

* is required field.

TM

BIL TM

Nama Pelanggan :
No. Rujukan :
No. Bil :
No. Akaun : **A60002-139-4004**
Tarikh Bil : 13 FEB 2013
Cagaran :

Keterangan	RM	Sila Bayar Sebelum
Caj Tertunggak		
Caj Semasa		07 MAC 2013
Jumlah Perlu Dibayar		

RINGKASAN AKAUN

Caj Terdahulu	RM	Caj Semasa	RM
Baki Terdahulu		Caj Bulanan	
Bayaran		Peningkatan	

6. On the next page, you will see your details. If all details are correct, click **“Save”**

Welcome

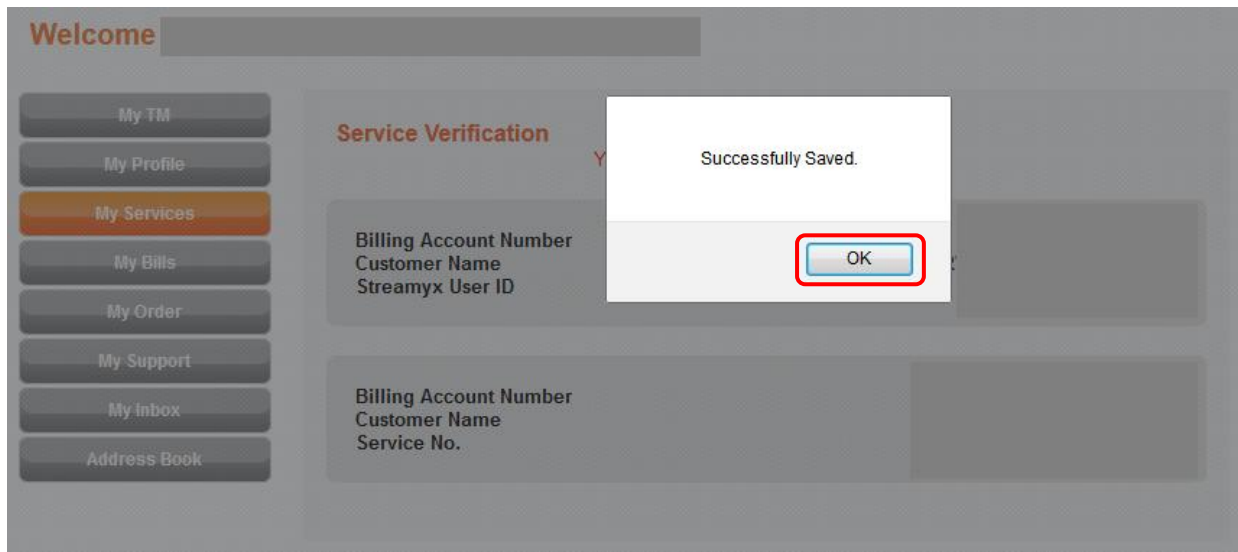
- My TM
- My Profile
- My Services**
- My Bills
- My Order
- My Support
- My Inbox
- Address Book

Service Verification

Billing Account Number
Customer Name
Streamyx User ID

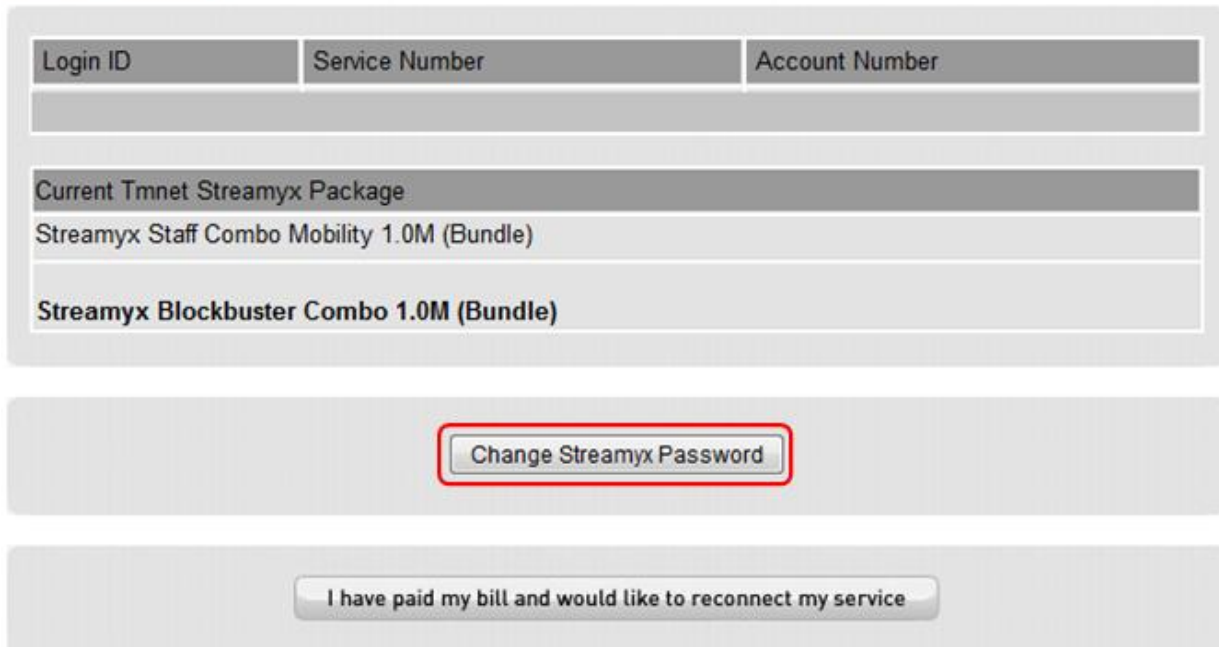
Billing Account Number
Customer Name
Service No.

7. Click **"OK"** on the prompted screen.



8. Next, go to **My Services** tab and click **"Change Streamyx Password"**

Service 4: Streamyx



9. Key in your new Streamyx password and click "**Submit**". You can also change your TM WiFi and Email password here.

(You will need to reconfigure your modem once your Streamyx password has been changed at MyTM portal to continue enjoying your internet connection)

Service 4: Streamyx

Login ID	Service Number	Account Number

Current Tmnet Streamyx Package
Streamyx Staff Combo Mobility 1.0M (Bundle)
Streamyx Blockbuster Combo 1.0M (Bundle)

[Change Streamyx Password](#)

* Please tick at any of your services to change password.

Change	Service	Login	New Password	Confirm Password
<input type="checkbox"/>	Streamyx			
<input type="checkbox"/>	TM WiFi			
<input type="checkbox"/>	Email			

Note:
Your "Telephone and Multimedia Bill Account" and "MyTM Account" must be registered under one owner.